



Tips for tackling damp and mould problems

Does your home feel damp? Is there mould on your walls, furniture and clothes? This leaflet is designed to help explain the different causes of damp and mould and what you can do to tackle them.

How to spot the difference between leaks and condensation

Can you see a stain or white tidemark on the wall or ceiling?

- The likely cause is water from a leaking pipe, a leaking roof or a defective damp course. The white mark is due to salt deposits in the water

Please tell us as soon as possible if you spot these signs so that we can organise a surveyor to check your property and sort out an appropriate repair.



Can you see mould on the ceiling or walls – especially in corners or behind wardrobes?

- The likely cause is **condensation**. Condensation is caused by warm, moist air coming into contact with a colder surface such as a window or wall and then turning to water

Please don't leave it. If you follow the practical steps in this leaflet you may find you can sort out the problem yourself.



Tips for dealing with mould

Do take action early if you see mould!

Everyday household activities such as cooking, washing and bathing all generate surprising amounts of moisture.

Double glazing can help seal moisture in so always ensure trickle vents are kept open and aren't blocked. Spaces where there is little movement of air – behind cupboards or wardrobes – encourage condensation.

Colder surfaces like north facing walls are more prone to condensation.



Do dry clean mildewed clothes and shampoo carpets



Do wipe down your walls and ceiling with a fungicidal wash to get rid of mould. Ask at your local hardware or DIY shop



Do move furniture away from the wall if mould has formed behind



Do redecorate with a fungicidal paint to prevent the problem re-occurring once you have treated it

Tips for reducing moisture and improving ventilation

When cooking



Do cover pans



Do use your extractor fan or cooker hood if you have one

3 hours of cooking =



3 pints of moisture



Do keep your kitchen door closed to stop moisture escaping to other areas of your home



Do open your windows for a short time to let steam and moisture out

When drying laundry



Do ensure your tumble dryer is vented to the outside or that the room it is in is well ventilated so moisture can escape



If you don't have any outside space to dry your laundry, open the window or put your fan on




If you do have outside space, hang your washing out to dry

Washing clothes =




1 pint of moisture

Drying clothes =



10 pints of moisture



Don't dry your washing on the radiators (if you do, open a window)

Bathing and showering



Do try putting cold water in the bath before adding hot water to reduce the amount of steam

Taking a bath =



2 pints of moisture



When bathing avoid splashing water over walls if they are not tiled



Always use a shower curtain. Please tell us if you fit a shower

Tips for improving ventilation



If you don't have vents or extractor fans, open windows for a short time during and after bathing or cooking



Do position wardrobes and other furniture against internal walls rather than colder external ones where possible



Do use vents and extractor fans where provided – with regular checks to ensure they are working and not blocked



Don't place furniture or curtains in front of radiators

Heating tips



Do try to keep your home warm enough to reduce condensation – between 18-21 °C for healthy adults when you are moving about



Do close your room doors to keep heat in and moisture out




Use your timer and thermostat to set your heating




Don't switch your heating off. Contact our Energy Advice Team if you're struggling to pay your heating bills

Further information

For advice on energy saving and managing your heating bills contact our energy advice team on **0800 953 1221** or **020 7527 2121**.


 energyadvice@islington.gov.uk www.islington.gov.uk/energy


 As a council tenant you are responsible for keeping condensation down. We will do what we can to advise you and fit extractor fans and vents where possible. For more information and useful links see our website: www.islington.gov.uk/housing

To report a problem or a leak

Go online to www.islington.gov.uk/repairs or call Housing Direct on **0800 694 3344**

**Do you need this information in another language or reading format such as Braille, large print, audio or Easy Read?
Please contact 020 7527 2000.**

 **Contact Islington**
222 Upper Street 020 7527
1XR

 20 7527 2000 www.islington.gov.uk
 5001 contact@islington.gov.uk London N1